

# ROBOT UNITY SURGERY

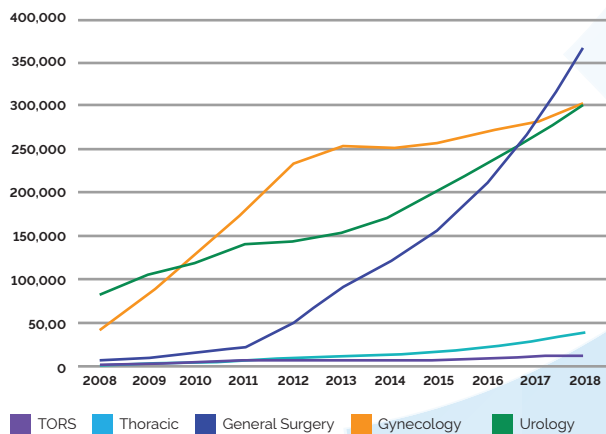


## GENERAL SURGERY

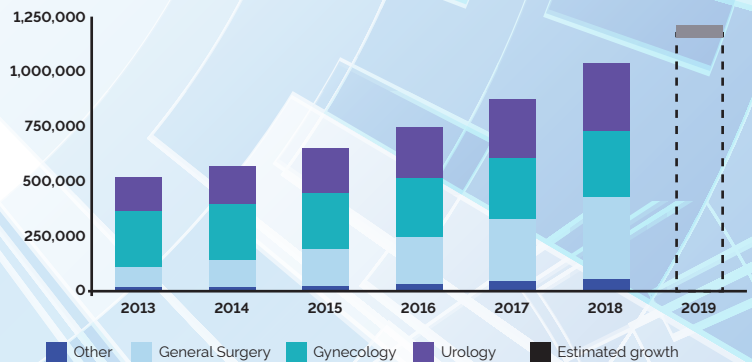
The general surgery is one of the main objectives of the robotic surgery for the new technologies development. All over the world, 180.000 procedures were performed in 2016 with an increase of the 20% compared with the precedent year.

### Growth in procedure categories

Global over past 10 years



### Worldwide procedure trend



## da Vinci Xi technology

Revolutionary anatomic access



3D HD magnified vision



ENDOWRIST instrumentation with INTUITIVE movement

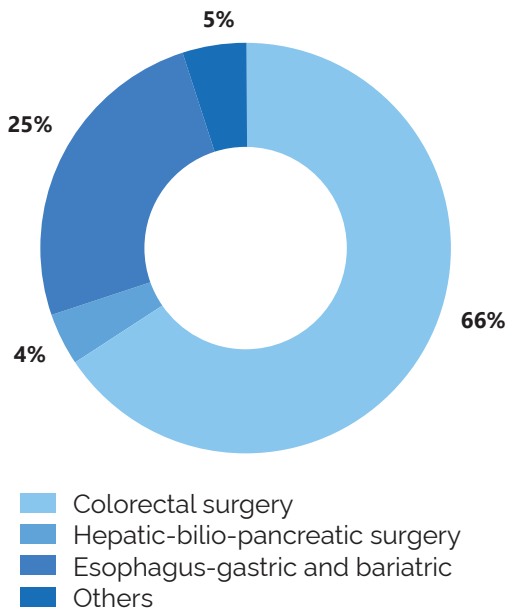


Improved ergonomics



# Advantages of the da Vinci robotic surgery

Many scientific evidences endorse the da Vinci robotic surgery related with important parameters:



**Radically oncology**



Better visualization of anatomic details and reduction of positive margins. <sup>1,5,6,7,8,9,10</sup>

**Fuctional recover**



Preservation of the noble's structures and biggest accuracy on the reconstructive stage. <sup>4,5,6,7,8,9,10</sup>

**Problem's reduction**



More safety and high surgical control. <sup>2,5,6,7,8,9,10</sup>

**Hospitalization time reduction**



The performance of difficult interventions with minimally invasive techniques makes easy the return to normal life activities. <sup>4,5,6,7,8,9,10</sup>

## In 2018 there were more than:

**1500**

Peer reviewed articles published

**1.000.000**

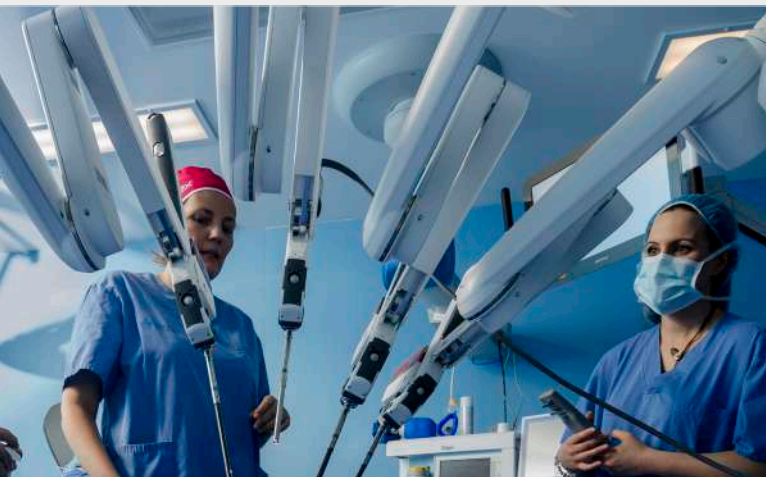
Procedures performed

**900**

Da Vinci systems placed

**6.000.000**

Procedures performed to date



### General and Digestive surgery procedures

- Heller's myotomy (Achalasia)
- Paraesophagic hernia reparation
- Gastric bypass (Bariatric surgery)
- Gastrectomy by neoplasia
- Biliary reconstructive surgery
- Transhiatal esophagectomy
- Transthoracic esophagus surgery
- Distal pancreatectomy with spleen preservation
- Colorectal surgery selected procedures
- Lymphadenectomy by neoplasia
- Suprarenalectomy

#### Bibliography:

1. Pigazzi A, Ellenhorn JD, Ballantyne GH, et al. Robotic-assisted laparoscopic low anterior resection with total mesorectal excision for rectal cancer. *Surg Endosc.* 2006;20:1521-1525.
2. Baik SH, Kwon HY, Kim JS, et al. Robotic versus laparoscopic low anterior resection of rectal cancer: short-term outcome of a prospective comparative study. *Ann Surg Oncol.* 2009;16:1480-1487.
3. Kang J, Yoon KL, Min BS, Hur H, Baik SH, Kim NK, Lee KY. The Impact of Robotic Surgery for Mid and Low Rectal Cancer: A Case-Matched Analysis of a 3-Arm Comparison—Open, Laparoscopic, and Robotic Surgery. *Ann Surg.* 2013; 257:95-101.
4. D'Annibale A, Pernazza G, Monsellato I, Pende V, Lucandri G, Mazzocchi P, Alfano G. Total mesorectal excision: a comparison of oncological and functional outcomes between robotic and laparoscopic surgery for rectal cancer. *Surg Endosc.* 2013; 27:1887-1895.
5. Baek SJ, Kim CH, Cho Ms, Bae SU, Hur H, MinBS, Baik SH, Lee KY, Kim NK. Robotic Surgery for rectal cancer can overcome difficulties associated with pelvic anatomy. *Surg Endosc.* 2014, Aug 27 [Epub ahead of print]
6. Galvani, M. V. Goodner, P. Omelanczuck et al. Robotic-Assisted Heller Myotomy Versus Laparoscopic Heller Myotomy for the Treatment of Esophageal Achalasia. *J Gastrointest surg* 2005;9:1020-1030.
7. B.E. Snyder, T. Wilson et al. Robotic-Assisted Minimally Invasive Transhiatal Esophagectomy. *Robotic Surg.*
8. Robot-assisted parenchymal-sparing liver surgery including lesions located in the posterosuperior segments. L. Casciola, A. Patriti, G. Ceccarelli, A. Bartoli, C. Ceribelli, A. Spaziani. *Surg Endosc.*
9. M Daouadi, A. H. Zureikat, et al. Robot-Assisted Minimally Invasive Distal Pancreatectomy is Superior to the Laparoscopic Technique. *Annaks of Surgery* 2013;257:128-132.
10. M. Frazzoni, R. Conigliaro, G. Colli, G. Melotti. Conventional versus robot-assisted laparoscopic Nissen fundoplication: a comparison of postoperative acid reflux parameters. *Surg Endoscop.* 2012; 26:1675-1681.